

23 July Sunshine Alley Design Project Open House Exhibits

Sunshine Alley Design Workshops were conducted over 2 evenings in late February and involved 57 people who had signed up on the Town's website to participate. The participants were divided into 7 small groups that brainstormed ideas for improving Alley appearances and activities.

The workshop participants identified 91 specific actions dealing with a courtyard commons, site and building developments, activities, children's activities, walkways, traffic, parking, signage, amenities, artworks, landscape, infrastructure, security, and trash.

The proposed actions were illustrated during an open house on the April 22 with site plans and sketches including proposals that had alternative choices that was attended by 36 people.

A follow-up survey was conducted on the internet later in the month of May that asked the whole community about 5 key plan options dealing with the performance area, Alley connection across First Street, Alley traffic management, Alley parking, and public restroom improvements as well as all 91 actions that was completed by 51 people.

The results of the 22 April open house and survey were used to refine the final design concepts presented and illustrated in the open house on Tuesday July 23 attended by 30 people.

The final design concepts presented at the 23 July Open House used Sketchup - a 3-D visualization software. While the visualizations are very helpful in understanding the concepts they are subject to the following limitations:

Topographical contours - are not incorporated into the model, even though they are important to and considered in the design, as it required more memory than the software can easily manage for this level of design overview and presentation.

Dimensional accuracy - the results are visually interpretive but they are not generated from an accurate survey with real dimensions. Some buildings, like the upper story of the Palace Theater, may appear slightly larger than real since they are based on site photo interpretations.

Background - existing buildings are shown in soft gray tones to distinguish proposed improvements that are shown in color (except for existing and proposed trees).

Placeholders - are used to depict improvements that will be designed during implementation projects. All wall murals, for example, are depicted with simplistic symbols that will be replaced with real design art during subsequent proposed design competitions.

All improvements - are not shown including some features like children's play equipment, the summer fountain, bike racks, drinking fountains, and green walls as they are too detailed to model at this overview stage.

Nonetheless, the graphics that follow convey the overall final design concept that has emerged from the process that reflects the input you have provided.

Contact Duncan Wilson, Town Administrator at 378-2810 or duncanw@fridayharbor.org if you have any questions.



1 - pavement accents	5 - Passageway overhead lighting	9 - stage seating/multiuse area	13 - additional tree plantings
2 - Spring Street access	6 - signature kinetic artwork	10 - flexible modular stage	14 - shed play area conversion
3 - restroom solar/clock tower	7 - market booth setup	11 - outdoor dining deck	15 - pathway from A Street
4 - theater wall murals	8 - covered stalls/garbage bins	12 - cottage retail conversions	16 - Alley extension to waterfront

Sunshine Alley Final Design Concept Summary



Existing conditions



Proposed site plan



First Street - overview of existing conditions



First Street - overview of proposed plan showing pavement accents, cottage retail conversions, and market day tent setup.




Spring Street - overview of proposed plan showing pavement accents, cottage retail conversion, and market day tent setup.



Nichols Street – overview of proposed plan showing pavement accents, cottage retail conversions, performance stage and seating area, covered stall shed, and market day tent setup.



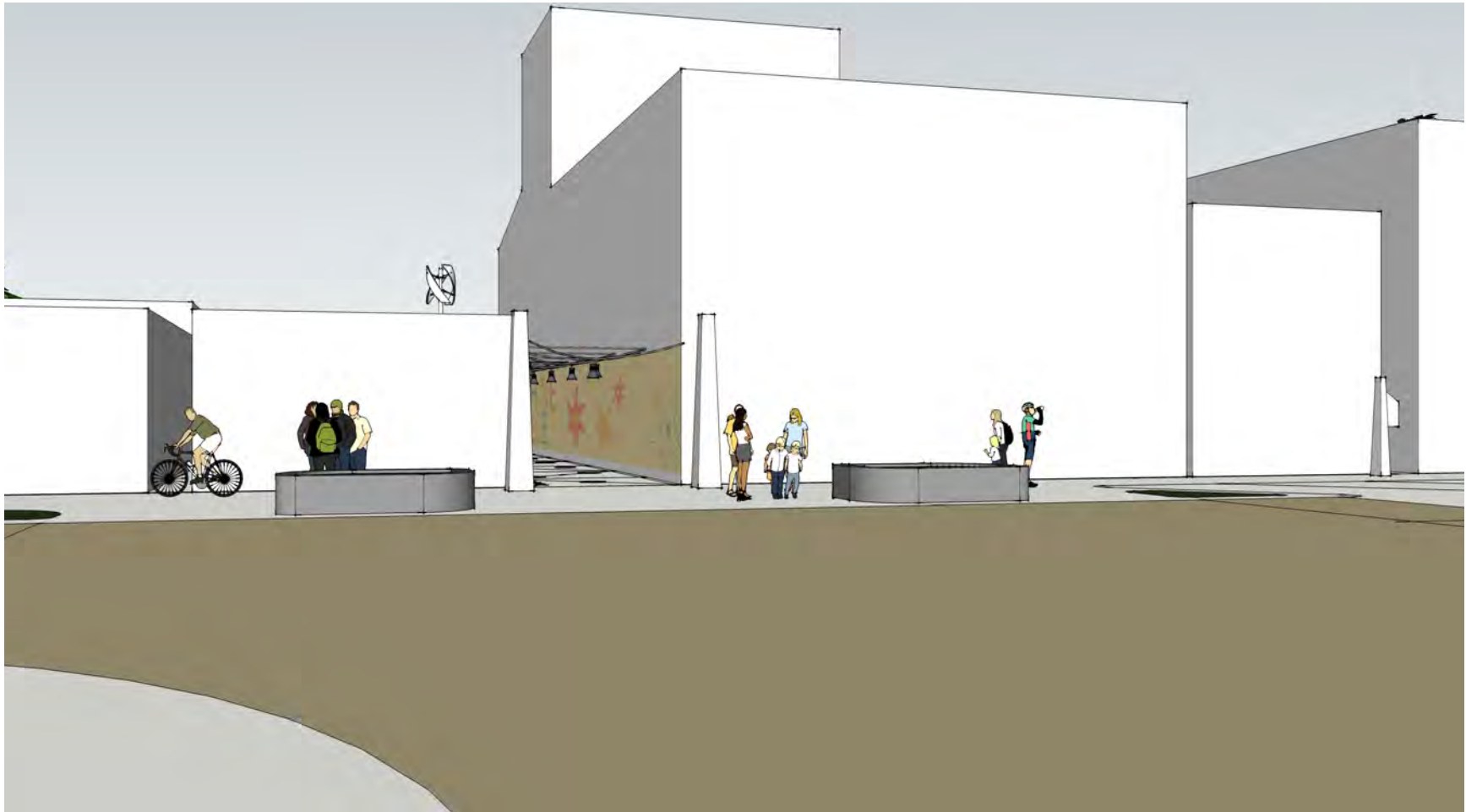
Nichols and A Streets – overview of proposed plan showing pavement accent, Sunshine Alley extension across First Street, cottage retail conversions, performance stage and seating, market stall shed, and market day tent setup.



First Street – entry into Sunshine Alley showing Coldwell Banker frontage on the right and pedestrian crossing extension of Sunshine Alley across First Street



First Street – entry into Sunshine Alley showing Cotton Cotton Cotton frontage on the left and pedestrian crossing extension of Sunshine Alley across First Street.



Spring Street – entry into Second Street passageway showing
pavement accent, curbside extensions, planters, and
gateways



Nichols Street – entry into Sunshine Alley showing pavement accent, gateways, public restroom clock tower, theater wall murals, and market setups



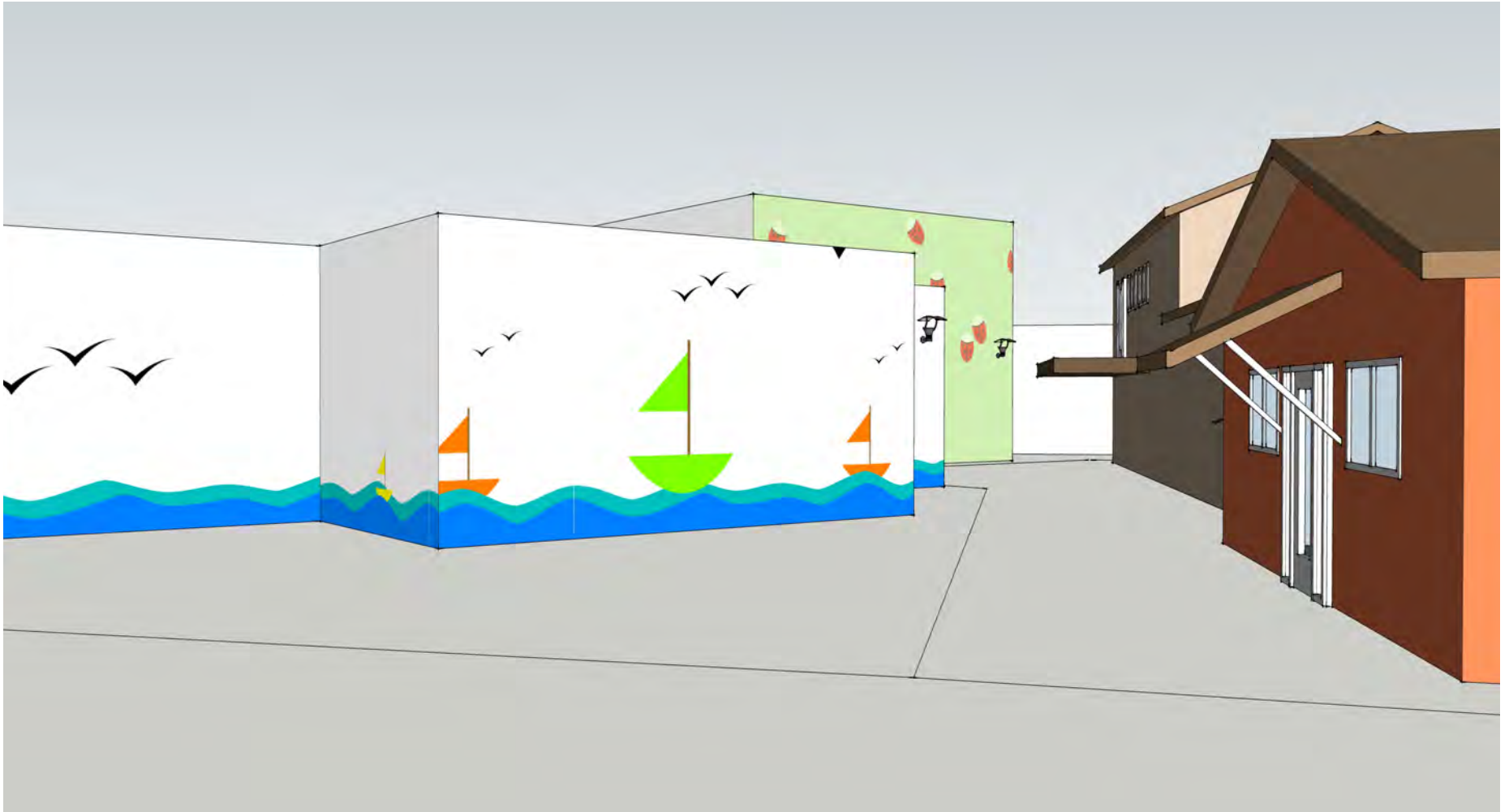
A Street - entry through Nichols Walk showing minor gateways, path, cottage vendor retrofit, and new tree plantings



First Street – Coldwell Banker back stairs, ramp, gateway, and directory signage improvements



Sunshine Alley – front side of cottages converted for retail tenant activities, lighting standards, public restroom clock tower, and new tree plantings



Walkway past cottage retail tenant activities showing wall murals on Cotton Cotton Cotton and Rumor Mill



Sunshine Alley - looking past garage retail conversion, performance stage seating areas, lighting standard, kinetic artwork, public restroom with clock tower, and Brickworks plaza



Sunshine Alley – looking past garage retail conversion, performance stage seating areas, lighting standard, kinetic artwork, public restroom with clock tower and Brickworks plaza furnished for market days



Sunshine Alley – looking at kinetic artwork, market day tents, performance stage seating, cottage retail conversions, and Haley’s/Daisy Bloom outdoor dining deck



Brickworks Plaza – looking at flexible plaza weekday furnishings, covered market stall shed, new tree plantings, performance stage and seating area, and entries into cottage retail conversions



Brickworks Plaza – flexible weekday seating with covered stall shed, Nichols Walk garbage enclosure, and outbuilding conversion for storage and child play area




Brickworks Plaza - market day tent setup with covered stall, Nichols Walk garbage enclosure, and outbuilding conversion for storage and child play area in background




Sunshine Alley - Brickworks Plaza during Market with covered stall shed in background and kinetic artwork in foreground



Common Courtyard – with covered market stall, weekday furnishings, public restroom clock tower, and kinetic artwork



Periscope view of Brickworks Plaza during weekday furnishings with public restroom clock tower and solar roof, theater wall murals, new lighting standards, kinetic artwork, performance stage seating area, and Haley's/Daisy Bloom outdoor dining deck



Brickworks - public restrooms with solar roof, theater wall murals, new lighting standards



Brickworks Plaza - weekday seating, covered stall shed, performance stage and seating area, cottage retail conversions, and Haley's/Daisy Bloom outdoor dining deck



Brickworks Plaza - weekday outdoor seating and vendor cart, theater wall murals, kinetic artwork, performance stage and seating area, cottage conversions, and Haley's/Daisy Bloom outdoor dining deck




Performance stage – stage seating/child play area, weekday plaza seating, public restroom clock tower, new lighting standards, kinetic artwork, theater wall murals, overhead lighting on Second Street Passageway, and ramp to Haley's/Daisy Bloom outdoor dining deck



2nd Street Passageway from Spring Street – theater wall murals, hanging overhead lights, green walls, gateways



2nd Street Passageway from Brickworks – theater wall murals, hanging overhead lights, green walls, and ramp to Haley’s/Daisy Bloom outdoor dining deck



Spring Street entry into Second Street Passageway –
pavement accent, planters and rain gardens, gateways,
theater wall murals, and overhead lighting



Nichols Street - overview of Brickworks Plaza with weekday seating, new light standards, public restroom clock tower, theater wall murals, kinetic artwork, performance stage and seating, cottage retail conversions, and Haley's/Daisy Bloom outdoor dining deck



Nichols Street - overview of Brickworks Plaza during market day with new light standards, public restroom clock tower, theater wall murals, kinetic artwork, performance stage and seating, cottage retail conversions, and Haley's/Daisy Bloom outdoor dining deck

